


SAILING FREQUENCY

 5 / MTH

 TRANSSHIP CONNECTION FROM SOUTH EAST ASIA PORTS

(days)

| POL | Position | POD | | | |
|-----------------------------|--------------|---------|-----------------|-----------|------------|
| | | Benicia | Lazaro Cardenas | San Diego | Long Beach |
| Sailing Frequency / Month | | 1/MTH | 1/MTH | 1/MTH | 1/MTH |
| Shanghai/ Japanese Ports | Mid of Month | 20-25 | 25-30 | 30-35 | 30-35 |

| POL | Position | POD | | | |
|---------------------------|--------------|----------|---------|-----------------|------------|
| | | Honolulu | Benicia | Lazaro Cardenas | Long Beach |
| Sailing Frequency / Month | | 1/MTH | 1/MTH | 1/MTH | 1/MTH |
| Japanese Ports | End of Month | 10-15 | 17-22 | 22-27 | 27-32 |

| POL | Position | POD | | |
|---------------------------|----------------------|---------|---------|-----------------|
| | | Benicia | Hueneme | New Westminster |
| Sailing Frequency / Month | | 2/MTH | 2/MTH | 1/MTH |
| Korean/ Chinese Ports | Beg/ Mid of Month | 17-22 | 20-25 | 25-30 |

| POL | Position | POD | |
|---------------------------|--------------|---------|-----------------|
| | | Benicia | Lazaro Cardenas |
| Sailing Frequency / Month | | 1/MTH | 1/MTH |
| Chinese Ports | End of Month | 25-30 | 30-35 |

*Approximate transit times / vessel position. Load and discharge port rotation subject to change. Open to discuss and study for any additional port calls.



(Inducement Basis)

SAILING FREQUENCY

 2-3 / MTH

(days)

| POL | Position | POD | | | | | |
|---------------------------|--------------------------------------|-----------|------------|-------------|---------|---------|----------|
| | | San Diego | Long Beach | Los Angeles | Hueneme | Benicia | Honolulu |
| Sailing Frequency / Month | | 2/MTH | 2-3/MTH | 2-3/MTH | 2/MTH | 2/MTH | 2/MTH |
| Lazaro Cardenas | Beg/Mid of Month Mid/End of Month | 5-12 | 5-12 | 6-13 | 6-13 | 8-15 | 15-22 |


| POL | Position | POD | | | |
|---------------------------|--------------------------------------|-----------|------------|-------------|---------|
| | | San Diego | Long Beach | Los Angeles | Hueneme |
| Sailing Frequency / Month | | 1-2/MTH | 1-2/MTH | 1-2/MTH | 1-2/MTH |
| Mazatlan | Beg/Mid of Month Mid/End of Month | 5-12 | 5-12 | 6-13 | 6-13 |

*Approximate transit times / vessel position. Load and discharge port rotation subject to change.
Open to discuss and study for any additional port calls.



SAILING FREQUENCY

 1 / MTH

 TRANSSHIP CONNECTION FROM THAILAND / JAKARTA

(days)

| POL | Position | POD | | | | | | | | | | |
|---------------------------|--------------|--------|----------|----------------|---------------|-------|---------|---------|------------|---------------|------------|-----------|
| | | Balboa | Kingston | Port au Prince | Santo Domingo | Aruba | Curacao | Bonaire | PT Cabello | Port of Spain | Bridgetown | Kingstown |
| Sailing Frequency / Month | | 1/MTH | 1/MTH | 1/MTH | 1/MTH | 1/MTH | 1/MTH | 1/MTH | 1/MTH | 1/MTH | 1/MTH | 1/MTH |
| Japanese Ports | End of Month | 23 | 25 | 26 | 28 | 30 | 31 | 32 | 33 | 35 | 36 | 38 |

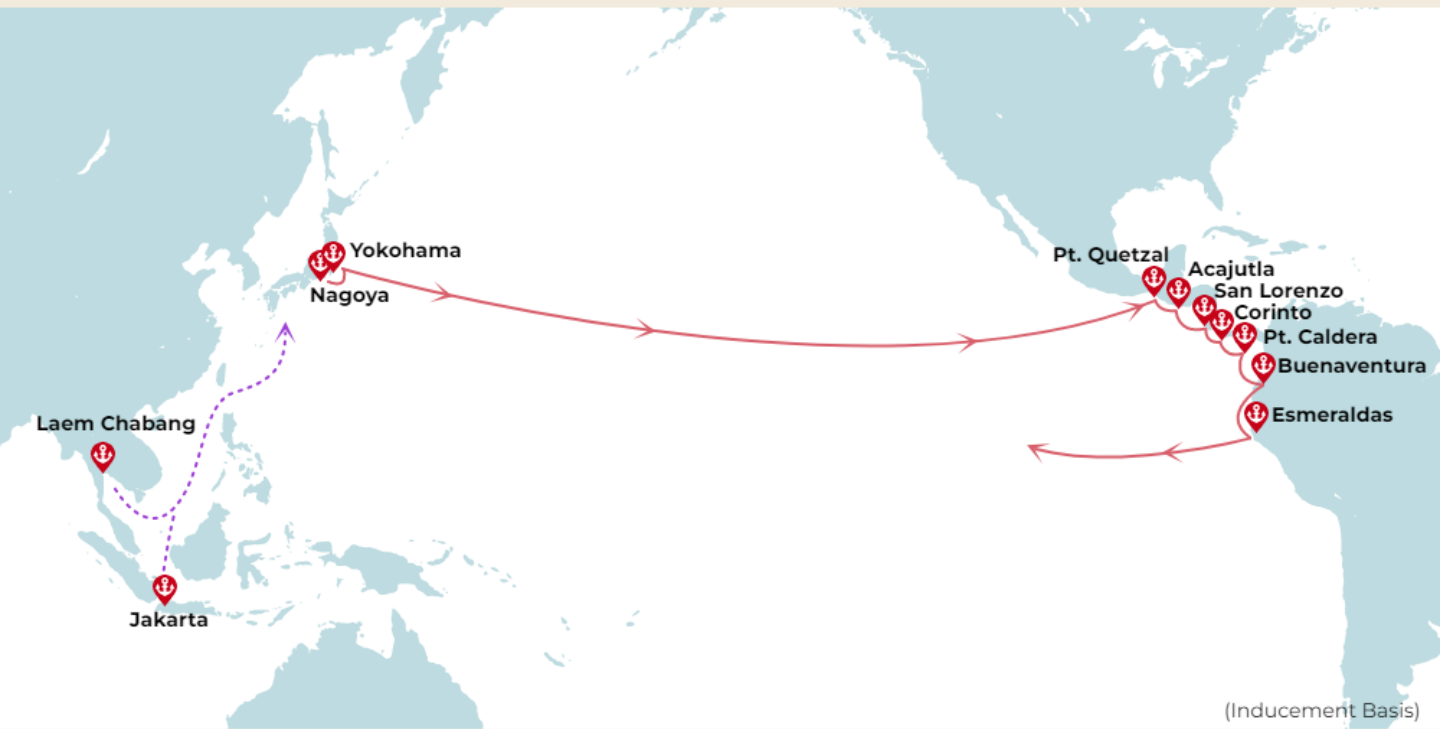
| POD | | | | | | | | |
|----------|----------------|--------|----------------|-----------|------------|----------|--------|----------|
| Castries | Fort de France | Roseau | Pointe a Pitre | St John's | Basseterre | Hamilton | Nassau | Freeport |
| 1/MTH | 1/MTH | 1/MTH | 1/MTH | 1/MTH | 1/MTH | 1/MTH | 1/MTH | 1/MTH |
| 39 | 40 | 41 | 42 | 43 | 44 | 48 | 51 | 52 |

*Approximate transit times / vessel position. Load and discharge port rotation subject to change.


Open to discuss and study for any additional port calls.

*Vessel will call all Caribbean ports at once by 1 sailing with relatively longer Transit Time.

*Service might be back to normal 2 sailing per month service once market recovery.



SAILING FREQUENCY

 1 / MTH

 TRANSSHIP CONNECTION FROM THAILAND / JAKARTA

(days)

| POL | Position | POD | | | | | | |
|---------------------------|--------------|----------------|----------|-------------|---------|----------------|--------------|------------|
| | | Puerto Quetzal | Acajutla | San Lorenzo | Corinto | Puerto Caldera | Buenaventura | Esmeraldas |
| Sailing Frequency / Month | | 1/MTH | 1/MTH | 1/MTH | 1/MTH | 1/MTH | 1/MTH | 1/MTH |
| Japanese Ports | End of Month | 21 | 22 | 23 | 24 | 28 | 29 | 30 |


*Approximate transit times / vessel position. Load and discharge port rotation subject to change.


Open to discuss and study for any additional port calls.

*High Frequent Service from Thailand to Australia.



SAILING FREQUENCY

 **2 / MTH**

 TRANSSHIP CONNECTION FROM THAILAND / JAKARTA

(days)

| POL | Position | POD | | |
|---------------------------|-------------------|-----------|-----------|-------------|
| | | Callao | Iquique | San Antonio |
| Sailing Frequency / Month | | 2/MTH | 2/MTH | 2/MTH |
| Japanese Ports | Mid/ End of month | 25 | 28 | 31 |

*Approximate transit times / vessel position. Load and discharge port rotation subject to change.

Open to discuss and study for any additional port calls.

*Express Service to Southern Latin American Ports from Japan.

*Direct call to Chinese ports on even month.